







The article **supports** companies from different fields of activity **by presenting both the level of education** and the **educational fields** in which people in the 25-64 age group have trained.

**Research scope**  an analysis of the situation regarding tertiary education graduates in EU (levels 5-8).




### Methodology:

-  comparative statistical analysis;
-  the period 2013-2020 for the member countries of the European Union;
-  the 25-64 age group was selected;
-  indicators: the share of people with tertiary education & the employment rate.



The **usefulness** of this study is given by  in a single material an analysis of important indicators both for the field of education and for the labor market.

### Main results:

-  In 2020 the most graduates came from France (0.85 million), Germany (0.60 million), Spain (0.49 million), Italy (0.45 million), Poland (0.41 million).
-  In 2020, the most graduates were for the field of business, administration, and law.
-  For people aged 25 to 64, in 2021, the employment rate had values of over 90% in: Malta, Poland, Hungary, Romania.